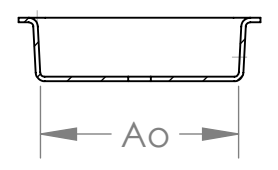
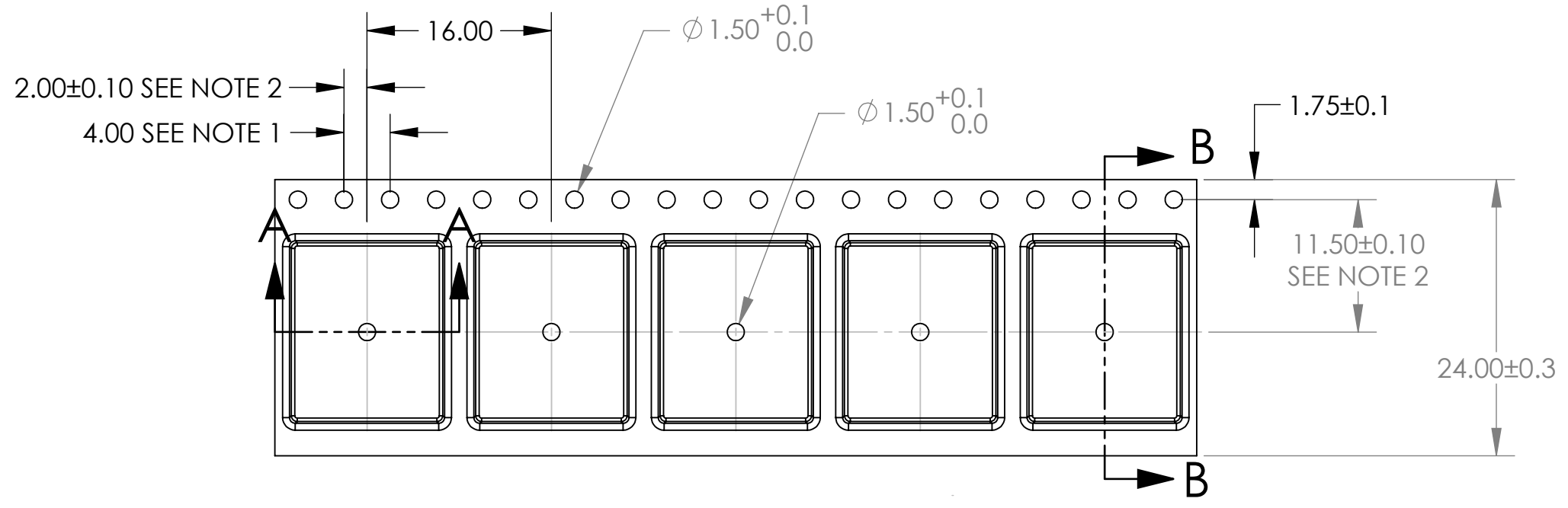
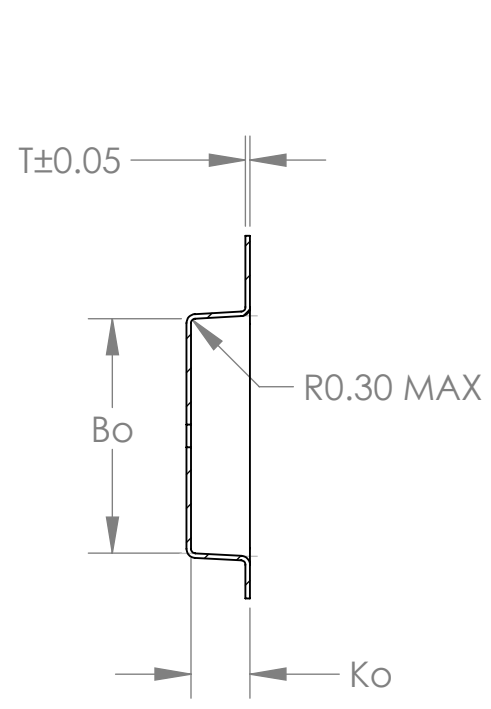
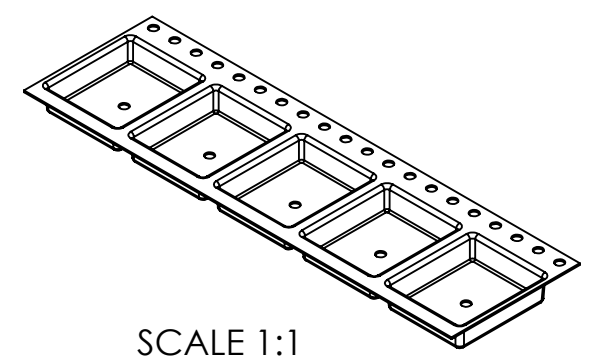


REVS				
REV.	DESCRIPTION	DATE	GS#	APPROVED
1	ADD MATERIALS TABLE	6/25/2018	50343	BTH



PART NUMBER	T	MATERIAL	DRAWING #
PLCC32-AC	0.30	PS+C	A0423-90-1(2)
PLCC32-AX	0.35	PS+C	A0819-93-1(1)
PLCC32-AG	0.25	PC	T108200BT
PLCC32-ABB	0.25	PC TRI-LAM	T115799BT

	DIM	±
Ao	13.10	0.10
Bo	15.50	0.10
Ko	3.90	0.10



THE INFORMATION CONTAINED IN THIS DRAWING IS THE SOLE PROPERTY OF ADVANTEK INC. ANY REPRODUCTION IN PART OR WHOLE WITHOUT THE WRITTEN PERMISSION OF ADVANTEK INC. IS PROHIBITED.



TITLE: **ADVANTEK PART DRAWING NUMBER PLCC32-A CARRIER TAPE**

TOLERANCES UNLESS - SPECIFIED 1 PL ± 0.2 2 PL ± 0.10	MATERIAL	SEE TABLE		
	DRAWN BY:	BTH	APPROVED BY:	TMO
CAD GENERATED DRAWING, DO NOT MANUALLY UPDATE DO NOT SCALE DRAWING	DATE	4/1/2010	SCALE	2:1
	PROJECT #		DRAWING #	SEE TABLE
			SHEET	1 OF 1
			SIZE	B
			REV.	1

- NOTES:
- 10 SPROCKET HOLE PITCH CUMULATIVE TOLERANCE ±0.2
 - POCKET POSITION RELATIVE TO SPROCKET HOLE MEASURED AS TRUE POSITION OF POCKET, NOT POCKET HOLE.
 - Ao AND Bo ARE MEASURED ON A PLANE AT A DISTANCE "R" ABOVE THE BOTTOM OF THE POCKET.