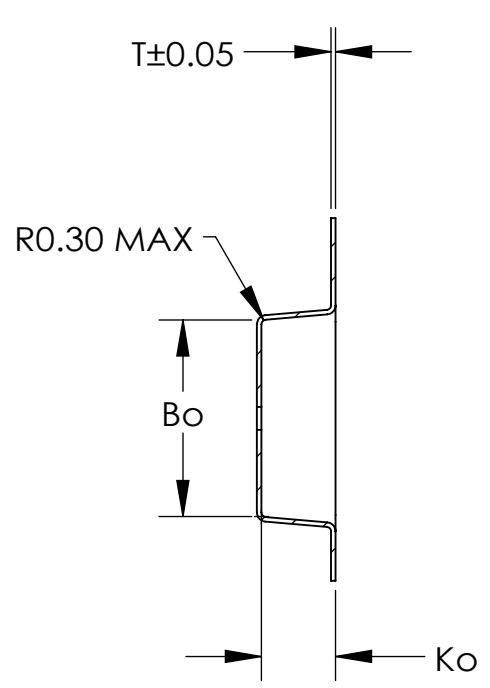
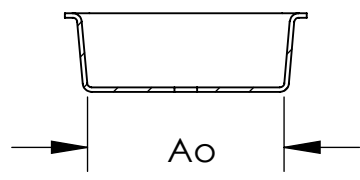
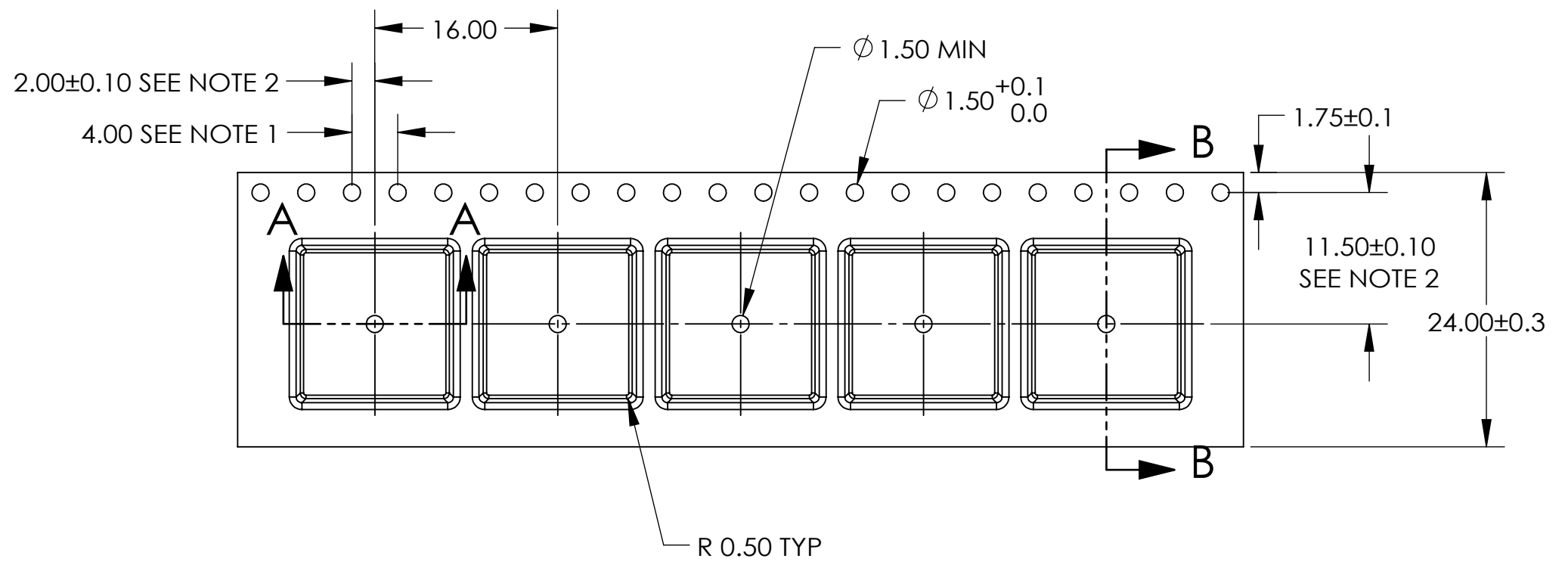


8 | 7 | 6 | 5 | 4 | 3 | 2 | 1

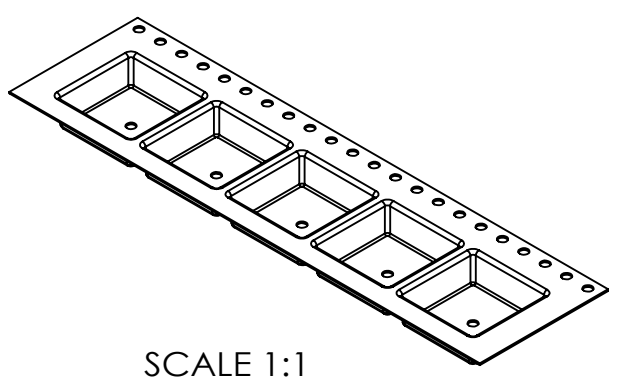
REVS				
REV.	DESCRIPTION	DATE	GS#	APPROVED
3	ADDED MATERIALS TABLE	6/15/2016	6/15/2016	XHL
4	ADDED D MATERIAL	6/20/2018	50233	JH



SECTION B-B



SECTION A-A



SCALE 1:1

	DIM	±
Ao	13.00	0.1
Bo	13.00	0.1
Ko	4.90	0.1

Part #	Material	T	DWG #
PLCC28-AC	PS+C	0.30	A0103-89-4
PLCC28-AX	PS+C	0.35	A1128-90-5
PLCC28-AD	PS+C	0.30	T115785BT

THE INFORMATION CONTAINED IN THIS DRAWING IS THE SOLE PROPERTY OF ADVANTEK INC. ANY REPRODUCTION IN PART OR WHOLE WITHOUT THE WRITTEN PERMISSION OF ADVANTEK INC. IS PROHIBITED.



TITLE: ADVANTEK PART DRAWING NUMBER PLCC28-A
CARRIER TAPE

TOLERANCES UNLESS - SPECIFIED 1 PL ± 0.2 2 PL ± 0.10	MATERIAL SEE TABLE	
	DRAWN BY: XHL	APPROVED BY: JH
CAD GENERATED DRAWING, DO NOT MANUALLY UPDATE DO NOT SCALE DRAWING	DATE 2016/6/15	SCALE 2:1 SHEET 1 OF 1 SIZE B
	PROJECT #	DRAWING # SEE TABLE REV. 4

- NOTES:
- 10 SPROCKET HOLE PITCH CUMULATIVE TOLERANCE ±0.2
 - POCKET POSITION RELATIVE TO SPROCKET HOLE MEASURED AS TRUE POSITION OF POCKET, NOT POCKET HOLE.
 - Ao AND Bo ARE MEASURED ON A PLANE AT A DISTANCE "R" ABOVE THE BOTTOM OF THE POCKET.

8 | 7 | 6 | 5 | 4 | 3 | 2 | 1