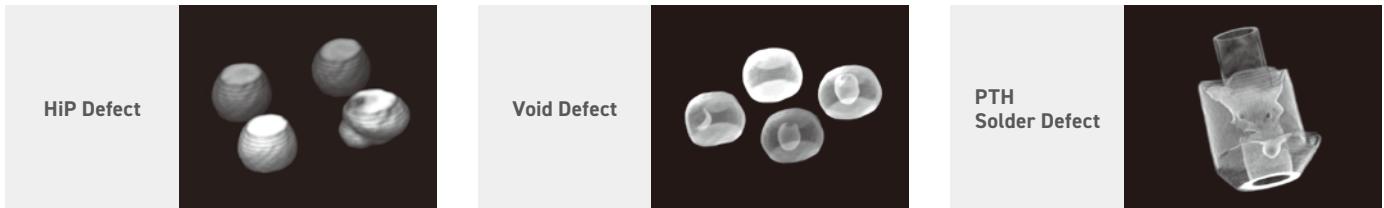


Industry's Fastest Capturing Speed for True Inline Operation

Inline 3D CT AXI - 3Xi-M110



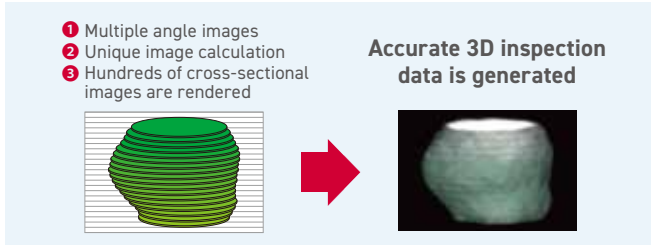
True 3D Volumetric Measurement with High-Definition Images



Powerful and Unique Planar CT Technology for High Detection Capability


High-precision 3D data generation process

Applying images taken from multiple angles to Saki's proprietary CT calculation instantly generates hundreds of high-definition sliced images. These are connected and reconstructed into a single high-definition 3D-image.




Highly accurate hardware design

In addition to the high-rigidity frame and high-precision linear scale, the sample stage position information is instantly applied into the Planar CT calculation to obtain high-definition images with clear edges.



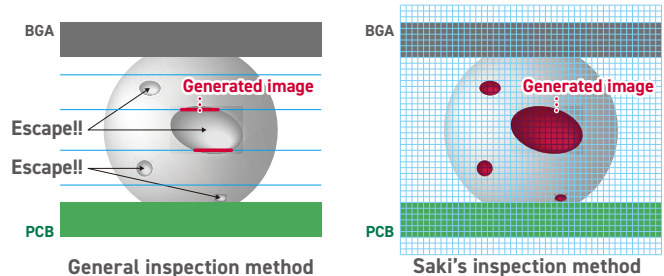
Excellent separability in the Z-axis direction

Capture highly detailed images that are unaffected by shadows cast by components mounted on the opposite side or by the internal complexity of the components.



Dense 3D data does not miss any defects

Thanks to advanced "dense" real 3D inspection based on accurate and calibrated XYZ axis data, the system does not miss any potential defects at any height.



Double the Cycle Time Speed While Maintaining Inspection Accuracy

Wider detector reduces number of FOV shots, resulting in a reduction in cycle time

With the integration of the new optional wide-area detector, the system keeps pace with inline cycle times.

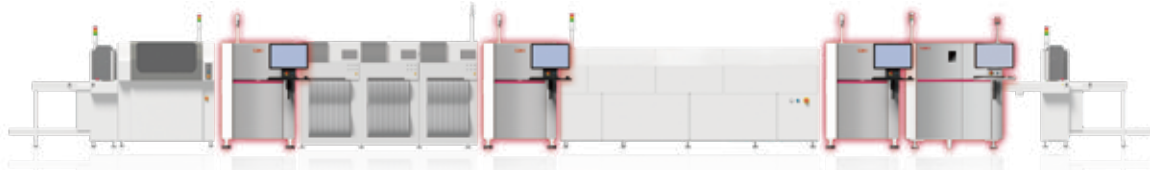
Unique and high-speed CT image processing

Due to its innovative method for combining image capture, processing, and stage control, the system executes these processes instantly and simultaneously.

3Xi-M110

Reap the Benefits of a Total Inspection Line Solution by Integrating AXI into the Line

Coming Soon



Streamline your operations and reduce your workload with our standardized software platform

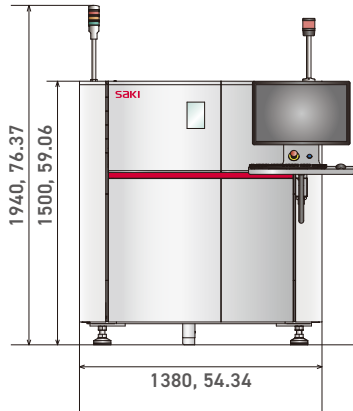
Saki's standardized AOI/SPI software platform facilitates consistent file format compatibility for seamless operability and program creation. Sharing board ID information from AOI eliminates the need for intermediate conveyors and barcode readers, saving space and money.

AOI and AXI judgement interface

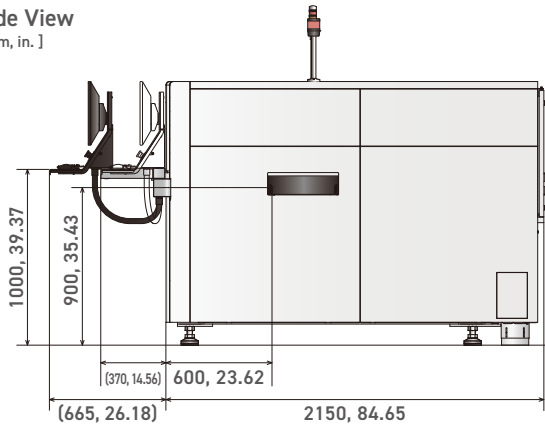
Merge the inspection results of components inspected by AOI and AXI to display them on the judgement screen as a single entity. Equip your operations with the option of seamless line quality control.

Dimensions

■ Front View
[mm, in.]



■ Side View
[mm, in.]



Hardware / Function Specifications

Model	3Xi-M110
Resolution	10μm - 30μm / 8μm - 38μm (Wide Image Flat Panel Detector, Optional)
PCB Sizemm (in.)	50W x 120L - 360W x 330L (1.97W x 4.73L - 14.17W x 12.99L) 50W x 120L - 360W x 510L ※ (1.97W x 4.72L - 14.17W x 20.07L)※
PCB Thickness	0.8mm - 4.0mm (0.031-0.157 in.)
Warpage	2mm (0.08 in.) or less
PCB Clearance	TOP:60mm (2.36 in.) Bottom:40mm (1.57 in.)
Inspection Categories	Chip Type Parts, Diodes, Tantalum Capacitors, Aluminum Electrolytic Capacitors, Module chips, Transistors, Power Transistors, Connectors, QFP, SOP, CSP, QFN, and BGA
Detector	Flat Panel Detector / Wide Image Flat Panel Detector (Optional)
X-ray Source Type	110kV 30W, Closed X-ray Source
X-ray Leakage	0.5μSv/h or less
Transfer Conveyor Method	Flat belt transfer
Transfer Conveyor Height	880 - 920mm (34.65 - 36.22 in.)
Transfer Conveyor Width Adjustment	Auto Width Adjustment
PC Specification OS	Windows 10 IoT Enterprise2019 EMB 64bit (Microsoft)
Usage Environment	15°C (59F) - 30°Cng (86F) / 15 - 80%RH (Non-condensi)
Electric Power Requirement	Three - Phase ~200 +/-10%, 50/60Hz, 4.2kVA
Air Requirement	0.5 MPa, 20 L/min (ANR)
Noise Level	70.0 dB or less
Dimensions W x D x H (Main body)	1380 x 2150 x 1500mm (54.34 x 84.65 x 59.06 in.)
Weight (Main body)	Aprox. 3,100 kg (6834.34 lbs)

※ with applying the two-step imaging option
Specifications contained in this flyer are subject to change without notice.

Saki Corporation

Headquarters

DMG MORI Tokyo Digital Innovation Center 3-1-4, Edagawa, Koto-ku, Tokyo 135-0051 Japan
Tel. +81-3-6632-7910 Fax. +81-3-6632-7915

SAKI Global Network

<https://www.sakicorp.com/en/>

saki The Future in Focus

©2023 Saki Corporation. All Rights Reserved.

Follow Saki
for the latest news

LinkedIn



YouTube



[SJ401DCF1-02E]