


High-productivity, high-precision **conformal coating system**

MYSmart™ MYC50™ inline coating system



Introducing the MYC50 platform

High-performance conformal coating systems

As electronics continually become embedded into an endless variety of products, the need for high-precision conformal coating is greater than ever before. Automate complex coating processes, monitor process parameters and switch spray patterns without interruption. The MYC50 gives you powerful, software-driven process flows that ensure years of productivity for even the most complex printed circuit boards.



- 1 Fast and stable operation.
- 2 Spray patterns can be changed during production, significantly improving process efficiency.
- 3 Flexible multi-axis control enables precise coating of complex PCBs.
- 4 Powerful process controls result in precise coating that consistently meet strict quality guidelines.
- 5 Barcode reader enables automatic program loading and traceability.



Fast and stable operation



Automated spray pattern changeovers



Flexible multi-axis control for complex processes



Powerful process controls enhance quality



Barcode-defined program selection

The MYSmart MYC50 inline conformal coating platform combines high-accuracy edge definition with advanced feedback systems. A wide range of process parameters can be monitored enabling high quality output. There are rich options for process control optimizations such as: fan width control, flow monitoring, heated fluid systems and bar code readers. Wherever ruggedized electronics are required, the MYC50 minimizes material waste while ensuring a controlled coating film thickness, area and process speed.

Applications

- Consumer electronics
- Industrial electronics
- Household appliances
- Automotive control panels
- Military electronics
- Computer control panels
- Agricultural equipment control panels
- Battery protection boards
- Led lighting
- Outdoor led displays
- Converter circuit boards
- Security control panels
- Motor control boards
- Power management devices



- Offline programming
- Easy software to operate and learn
- Rich functionality to meet complex processes
- A variety of program input methods including camera teaching



Smart coating made simple

The MYC50 is built upon years of coating experience, condensing that knowledge into a robust, easy to use system. The result is a highly capable platform that's simple to program and operate, yet powerful enough to add increasing value to your inline operations as volume, complexity and automation demands grow. You'll have more ways than ever before to handle tomorrow's production challenges.



Valve configurations for every application



Tri-mode V-5000

The V-5000 is suitable for higher viscosity conformal coating fluids. The three modes are line, swirl and spray. The V-5000 has high edge definition and good balance between efficiency and effect.

FEATURES AND ADVANTAGES

- Suitable for higher viscosity fluids
- Optional 360 degree rotation
- Easy maintenance



Needle jet V-420A

The V-420A needle jet is suitable for high precision conformal coating applications. Maximum dispensing speed is 100 dots per second. For tall component coating and tight tolerance keepout areas, the best choice is a V-420A combined with spray or film valve.

FEATURES AND ADVANTAGES

- Cost effective
- Simple structure and easy maintenance
- Compatible with a wide range of dispense tips
- Adjustable flow rate by parameter settings
- High precision dispensing accuracy




Film coating V-5400

The V-5400 film coating valve is suitable for low viscosity fluids and solvent-based materials. A special nozzle structure enables the material to be applied in a non-atomized manner. Optional nozzle sizes can be configured for the best results of film width and thickness for your application.

FEATURES AND ADVANTAGES

- Adjustable film width and high transfer efficiency
- High material utilization, reduced waste and low cost
- Standard 90 degree rotation of film direction




Spray valve

The V-5800 spray valve is for medium and low viscosity fluids. It can achieve a small width and a thin film thickness, ideal choice for precision selective spraying and thin deposition requirements. Additional configurations for fluids such as nano-coating.

FEATURES AND ADVANTAGES

- Low pressure for very fine coating
- Precision spray with excellent edge resolution
- Configurable for nano-coating



V-420A Gel valve

The V-420A gel valve is for applying higher viscosity fluids that are used to prevent a lower viscosity coating material from flowing to undesired locations. The V-420A gel valve is normally used in a 3 valve configuration with the V-420 needle jet and either the film valve or one of the spray valves.

FEATURES AND ADVANTAGES

- Controlled deposition of higher viscosity coating materials
- Powerful closing action for clean material cut-off
- Adjustable stroke to optimize material flow
- Easy maintenance

Specifications MYC50 inline

MOTION SYSTEM	
X-/Y-AXIS	Z-AXIS
Speed: max 800mm/s	Speed: max 300mm/s
Acceleration: max (0.8g peak with s-curves)	Acceleration: max (0.3g peak with s-curves)
Repeatability: $\pm 25\mu\text{m}@3\sigma$	Repeatability: $\pm 25\mu\text{m}@3\sigma$
Drive mode: servo motor, ball screw	Drive mode: servo motor, ball screw
D-AXIS	
Rotation angle: $\pm 90^\circ$	Rotation angle: $\pm 30^\circ$
Repeatability: $\pm 0.1^\circ$	Repeatability: $\pm 0.1^\circ$
Drive mode: cylinder	Valve rotation axis
DISPENSING AREA	
ONE WORK STATION(XxY)	TWO WORK STATIONS(XxY)
Single valve max: 650x450mm	Single valve max: 450x450mm
Dual valve max: 550x410mm	Dual valve max: 450x410mm
Dual valve with tilting module max: 540x360mm	Dual valve with tilting module max: 450x360mm
Tri-valve max: 475x380mm	Tri-valve max: 450x380mm
	Max clearance top and bottom PCB: 100mm
BOARD HANDLING	FACILITY REQUIREMENTS
Drive mode: stepper motor, stainless steel chain	Power: AC220V, 2.5kW, 16A, 60Hz
Payload capacity: 5kg (Other weight can be customized)	Air supply: 80psi (5.5bar)
Min board/carrier width: 50mm	System footprint: 1,290x1,364x1,638 \pm 50mm (WxDxH)
Max board/carrier width: 500mm	Machine weight: 900kg
Max board/carrier length: 650mm (1 station) 450mm (2 stations)	Standards compliance: CE, UL (optional), RoHS Reach (optional)
Min board edge: 3mm	Exhaust port: diameter 200mm, volume $\geq 13\text{m}^3/\text{min}$
Width adjustment drive mode: stepper motor	
Communication signal: SMEMA	
CONTROL SYSTEM	FLUID DELIVERY METHODS
Computer: IPC, LCD monitor, keyboard	V-5000 tri-mode spray valve
Operating system: Windows 10	V-420A jet valve
Control software: Axxon/Axxon software	V-5400 film coater
	V-5800/V5800B precision spray valve
	V-420A gel valve
	V-300HP high pressure valve
STANDARD FEATURES	OPTIONAL FEATURES
Industrial computer and software and monitor	Exhaust fan
X-/Y-/Z-axis and motion platform	Exhaust detection module
Conveyor auto-width adjustment	Conveyor module/bottom return conveyor
Ultraviolet and white light	Cleaning platform
Safety interlock	Pressure tank supply module
Audible alarm	Low liquid alarm module
Exhaust port	Fluid heating module
Fluid supplying pipe	Pump supply module
Material changeover module	Laser height detection module
CCD camera	Laser fan width adjusting control (V-5400)
Offline programming	Nozzle calibration module
Fiducial alignment software	Nozzle vacuum cleaning module
Machine spare part kit	Four direction tilting module
Valves spare part kit	Electric tilt and rotate module
	2D barcode reader module
	Flow monitoring
	Closed loop flow controls
	THT component detection

Bringing tomorrow's electronics to life



CHINA

Axxon Automation Co.,Ltd.
A14, Silicon Valley Power
Automotive Innovation Park
334 Guanlan, Shenzhen, China
Tel: +86 755 8358 6066

NETHERLANDS

Axxon Europe B.V.
High Tech Campus 10
5656 AE Eindhoven
Netherlands

MEXICO

Mycronic Mexico
Carretera Guadalajara-Tepic
No. 7355 Col. San Juan de
Ocotán in Zapopan
Jalisco C.P. 45019

USA

Mycronic Inc.
554 Clark Road
Tewksbury, MA 01876
USA

USA

US Application Center
1450 Koll Circle
San Jose, CA 95112
USA

Please feel free to contact us if you have further inquiries

Published in May 2024

The contents of this leaflets are subject to change without prior notice.Thanks for your understanding